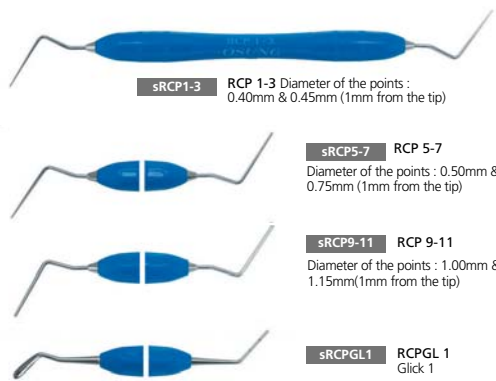


GINGIVAL CORD PACKER Can place cord with minimum tissue trauma.

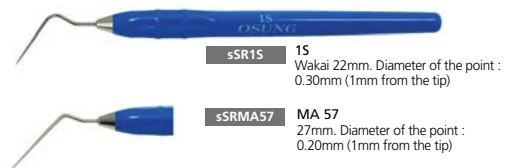


ENDODONTIC

ROOT CANAL PLUGGER Used to compact filling material during vertical condensation.



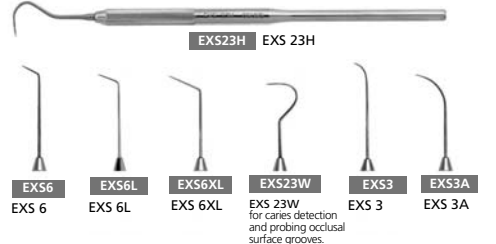
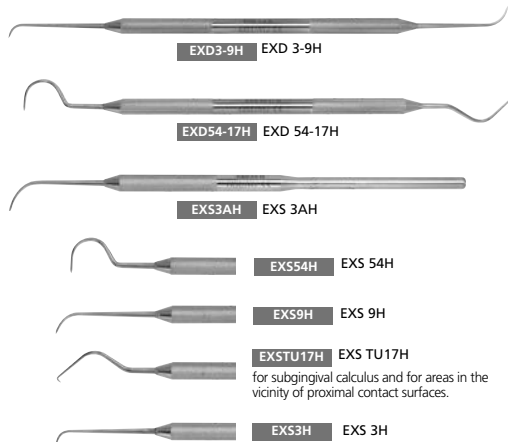
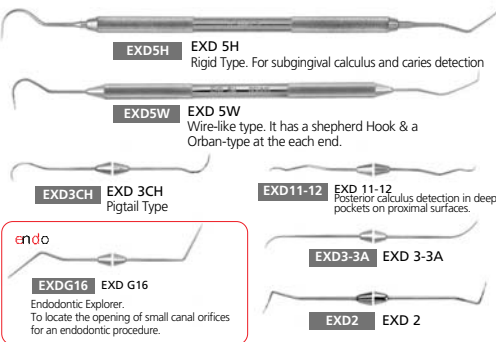
SPREADER Used to compact filling materials during lateral condensation.



DIAGNOSTIC

EXPLORER

The explorer provides the best tactile information to the clinician's fingers, and is used to locate calculus deposits, tooth surface irregularities, defective margins on restorations, decalcified areas, and carious lesions. For the quality assurance, we use the US-made material. Furthermore, explorers are available in a variety of design types.



DRESSING PLIER

Used to grasp or transfer materials. Stainless steel made



The difference between 17 & TU17

The end point of TU17 is much more centered for comfortable grip and easy control.

